

G-SE

User manual

Timer box III 4x600w+Heating

Technical information:

Size: 500x160x115 (mm)**Input voltage:** AC 230v/ 50-60 Hz**Output voltage:** AC 230v/ 50-60 Hz**Relay coil:** AC 230v/ 50-60 Hz**Relay mechanical endurance:** 10⁷ cycles**Relay ambient temperature:** +60 C°(140 F)**Electrical endurance:** 1x16A

Protection overload and short circuit

Maxx. power consump 2400w full load (Total ≈ 11A)**Mechanical timer:** 24h am/ pm**2 Modes:** Auto/ Manual

15 min. switching time

Heating: up to 3000w (resistive loads)

Instructions

Before mount your Timer Box please make sure that the power cable of the same device is disconnected from the electric net.

After mount make sure that all isolations of the cables inside in the device are not damaged during installation.

Necessarily first close the cover of the device before usage and then you can connect the device in the electric net.

Time settings:

Modes:

Automatic: when the lever stand in the middle

Permanent OFF: position 1

Permanent ON: position 0

Set the time by turning to the right while the small arrow show the hour

and the big one minutes. Note that turning the ring, it shows you AM / PM in front the cursor

Now you can choose desired time interval when you open or close pin.

When the closed pins stand in front the cursor all contacts except Heating will be included.

The heating start when open pin stand in front the cursor

Example:

See the scheme the timer show: automatic mode

the time is 15⁰⁰h /from 15⁰⁰h to 17⁰⁰h

the heating will be included.

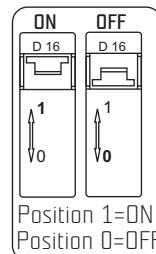
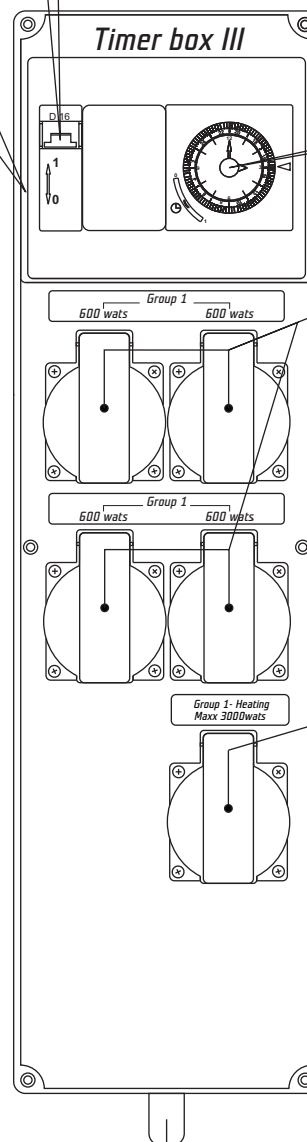
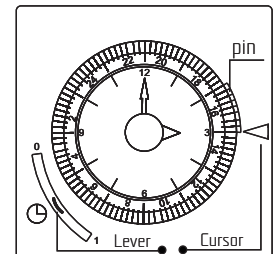
Performance:

Each group can supply maxx. 2400w for inductive loads (power factor<1).

The heating can supply up to 3000w for resistive and low inductive loads (power factor=1, [The Heating: work inverse to the other ones sockets])

If the breaker trips too often, please switch off some of your loads from the same group of sockets.

If the breaker continues trips again please contact your supplier for help.

Group 1
+
Heating

Group 1

Heating

Power supply Group 1
Timer, Contactor and HeatingDanger!
Electric shock!