

MADE BY



# HIGH QUALITY BUDGET FRIENDLY THE NEW XPLORE SERIES 730W <sup>2.7</sup> LED



Light Output Total  
(PPF 350-800nm)

**1978  $\mu\text{mol/s}$**

Light Output PPF @ 730W  
1944  $\mu\text{mol/s}$

Total Photon Efficacy

**2.7  $\mu\text{mol/J}$**

@ 230-240V

Dimlux Digital Driver

**4 DIM  
OPTIONS**

or External Control

**ASYMMETRIC  
BARS + LEDs**

for Higher Uniformity

**PREMIUM LED-GROWLIGHT, NOW EVEN BETTER**  
**PROVEN HIGH EFFICACY UNMATCHED LIGHT DISTRIBUTION**  
**FUTUREPROOF & UPGRADEABLE GIVING YOU HIGHER YIELD**



**THE FUTURE OF GROWING  
JUST GOT BRIGHTER.**

# HIGH-END LED ACCESSIBLE TO EVERY GROWER

Since its introduction, the Dimlux Xplore Series has stood for high-end LED performance at an accessible price. With the new Xplore 730W 2.7, that promise goes even further — thanks to a series of powerful upgrades that improve efficiency, durability, and light control.



The fixture now features a **virtually unbreakable lens** with integrated **Light Benders**. This innovative lens is built to last, making the fixture even more **durable**, while also minimizing light loss to the walls and directing more light where it matters: onto your plants. In addition, the **asymmetrically placed LED diodes** ensure more light reaches the edges of your grow area, promoting even growth across the entire canopy.

With a **system efficiency of 2.7  $\mu\text{mol}/\text{J}$** , an **integrated driver**, and proven reliability, the Xplore 2.7 delivers exceptional performance with minimal energy use. Just like its predecessor, it's **robust**, **easy to install**, and **upgradeable** with optional UV-A and far-red modules.

Add the **Dimlux Maxicontroller** for advanced lighting automation and you have a futureproof growlight that's ready for anything.

Now backed by a **5-year warranty**, the new Xplore Series 730W 2.7 is the next step in reliable, professional LED cultivation — available to every grower.

## WHAT'S NEW?

- ✓ **Unbreakable lens with light benders**
- ✓ **Integrated LED driver**
- ✓ **5-year warranty**



## MAXIMUM YIELD, POWERED BY INNOVATION

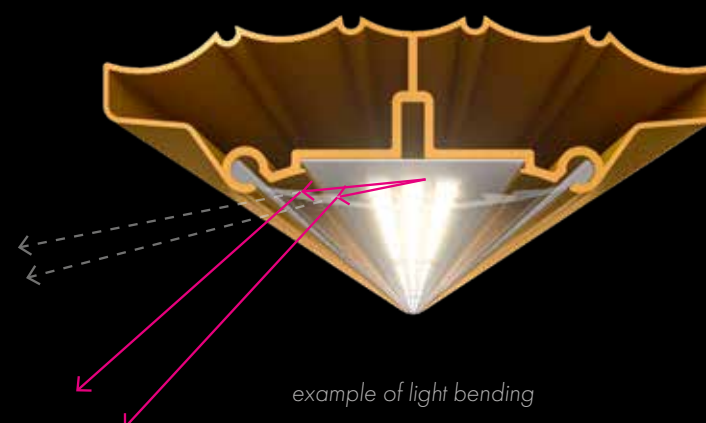


## HIGH EFFICACY & HIGH LIGHT- OUTPUT

Thanks to improved top-class Dimlux LEDs in combination with a powerful **integrated driver**, system efficiency is pushed to new heights of **up to 2.7  $\mu\text{mol}/\text{J}$**  — setting a **new benchmark in its category**. Light output is boosted to an impressive **1978  $\mu\text{mol}/\text{s}$** , delivering more usable light with less energy.

## MORE LIGHT WHERE IT MATTERS

Thanks to the **asymmetrically placed LED diodes**, the Xplore Series delivers up to **80% more light at the edges** of your grow area. This ensures **more even light distribution**, improved growth uniformity, and reduces over-saturation in the center — resulting in a **healthier canopy and higher yields**. It's this smart optical design that sets Dimlux apart from the competition.



## UNBREAKABLE LENS WITH UNIQUE LIGHT BENDERS

The **virtually unbreakable lens** is built for durability and easy maintenance. Its **integrated Light Benders** efficiently redirect light toward the crop, **minimizing light waste** and **maximizing penetration** for optimal performance over time.

# FUTUREPROOF & UPGRADEABLE

Dimlux fixtures are durable and futureproof. We provide a **5-year warranty** on our Xplore fixtures. Furthermore, the Xplore series is upgradeable: for the ambitious grower who wants to go the extra mile now or later for even better growth yield, expansions are possible to create the ideal set-up.

For optimal control and management of growing conditions, the Dimlux Maxicontroller can be added. And for expansion of the color spectrum UV and far-red applications can be added.

## USE THE DIMLUX MAXICONTROLLER FOR ULTIMATE CONTROL



For ultimate control of the Xplore fixture and any add-ons, the Dimlux Maxicontroller is a perfect upgrade for those who want to grow professionally. The use of switch clocks is a thing of the past. With the Maxicontroller, switching times are set automatically, and you can also switch to continuous variable dimming.

Everything is adjustable and you can then leave the execution of the lighting schedules to the Maxicontroller. Want to go even further? Using sensors, it is possible to have your lighting automatically controlled by the Maxicontroller based on temperature and humidity values.

Plant temperature is more important than air temperature, especially for growing with LED. To get the best results use the Dimlux plant temperature camera in combination with the Dimlux Maxicontroller.

With the Xplore, anyone can become a professional grower

## EXPAND YOUR LIGHT SPECTRUM

Expand your light spectrum with our matching UV-A and Far-red add-ons. They come in 3 different versions UV-A, NIR or UV-A+NIR which can be used within 1 setup. Each add-on has its own unique spectrum. Each supplemental light has its specific application, the UV-A and NIR can be used together with separate timers for maximum effect. When simplicity is required the combined UV-A + NIR fixture is the best choice.

### WHY UV?

UV wavelengths can change the color, flavor, and smell of a plant. These changes in color, flavor, and smell often make plants more appealing to humans, but more toxic to some insects. Plants with increased levels of these flavor/smell compounds are less likely to get eaten by insects! Lastly, UV light prevents the spread and severity of fungal spores.

### FAR-RED (NIR)

Can be used as photosynthesis booster in combination with red light. When used after sunset, accelerates the nighttime metabolism and the sleep rhythm.

Far-red accelerates flower setting and possibly shortens the night and lengthens the day for more photosynthesis (higher DLI). In the growing and early blooming phase, plants can be grown taller. Conversely, plants can be kept very compact initially (far-red off) and when switching to the flowering phase.



## EXTRA ADD-ONS OPTIONS FOR ULTIMATE PERFORMANCE

Ambitions for even more? Light spectrum expansions are possible with the matching UV-A and far-red add-ons made for this purpose. With this unique add-on option, you are future-proof: you can take the performance of your fixture to unprecedented levels. Now or at some point in the future.

### SPECIFICATIONS

#### XPLORE SERIES

Light Source  
Total Photon Efficacy (PPE 350-800nm)



#### UV 25W LED

25W x2 LED  
0.86  $\mu\text{mol/J}$



#### NIR 25W LED

25W x2 LED  
1.65  $\mu\text{mol/J}$



#### UV+NIR 25W LED

25W x2 LED  
1.93  $\mu\text{mol/J}$

The Dimlux Xplore Add-ons are sold separately and can be used in combination with other brands.  
Includes: 2 bars + 25w integrated driver, mounting brackets and power cord. Recommendation is to hang between existing bars or lights.






# GET READY FOR THE FUTURE WITH THE NEW XPLORE SERIES LED

The Dimlux Xplore Series 730W and 730W 9X LED offer an unprecedented price / performance ratio featuring a perfect blend of both full-spectrum white LED diodes and red LED diodes.

This results in the perfect spectrum for all phases of growth. The mix of white and red LEDs result in a relatively high ratio of bluish light. Blue light keeps your crop tight and compact in the vegetative stage and adds to optimal morphogenesis and light uptake by the plant. The red part is ideal for flower and is accountable for the high yield.



The Xplore 730W integrated LED driver is fully built into the fixture and can dim the LED fixture by the MaxiController or with the onboard dim button. A 290W, 430W, 580W or 730W setting may be selected to give maximum light output.

Lightweight and easy to install, if hung by means of Rope Ratchets the height of the fixture can be adjusted as your plants grow.

This high-performing, high-efficiency LED 6 Bar Fixture can be used singly or as part of a lighting array.

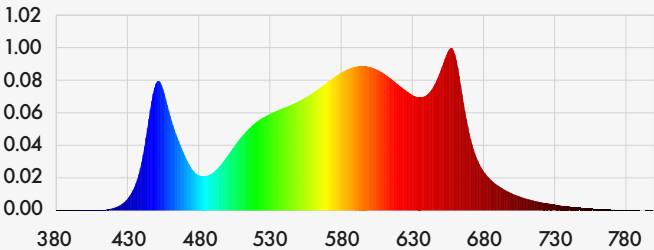
## ALSO AVAILABLE IN GROW TENT VERSION

The Dimlux Xplore 730W 9X is specially made to fit in a grow tent. You get the same specifications as the Xplore 730W, but extra compact. **That's handy!**

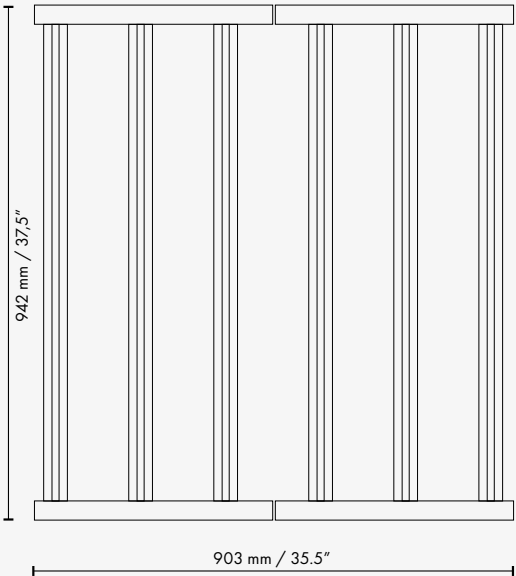
## NICE PRICE HIGH POWER UNPRECEDENTED SPECIFICATIONS

XPLORE SERIES 730W 2.7 LED		
Light Source	730W LED	
Driver	730W Integrated High Voltage LED Driver	
Spectrum	Full Spectrum White and Red LED Diodes	
Light Output (PPF)	1944 $\mu\text{mol/s}$	
Light Output Total (PPF 350-800nm)	1978 $\mu\text{mol/s}$	
PAR Photon Efficacy (400-700nm)	2.70 $\mu\text{mol/J @ 230V AC}$	
Total Photon Efficacy (350-800nm) <b>730W 2.7</b>	2.71 $\mu\text{mol/J @ 230V AC}$	
Total Photon Efficacy (350-800nm) <b>730W 9X 2.7</b>	2.71 $\mu\text{mol/J @ 230V AC}$	
AC Input Power	730W @ 220-240V AC	
AC Input Voltage	200-277V AC, 50/60Hz	
Beam Angle	110°	
Optics	High Transmittance Lens With Light Benders	
Rcmd Mounting Height <b>730W 2.7</b>	150×150cm, min. 40cm / 4.9×4.9 ft, min 1.3 ft	
Rcmd Mounting Height <b>730W 9X 2.7</b>	120×120cm, min. 30cm / 3.9×3.9 ft, min 1 ft	
LED positioning	Asymmetrical	
Ambient Temperature	-25 ~ 40°C / -13 ~ 104°F	
Control	By Dim Button or Maxi Controller	
Total Harmonic Distortion (THD)	< 10%	
Lifetime L90	> 50,000h	
IP Rating	IP44	
Certifications	CE, UKCA, CASA, ETL	
Measurements <b>730W 2.7</b>	1100×1063×38mm / 43.3×42.0×1.5 inch	
Measurements <b>730W 9X 2.7</b>	942×903×38mm / 37.5×35.5×1.5 inch	
Weight <b>730W 2.7:</b>	7kg / 15.43 lbs	<b>730W 9X 2.7:</b> 5.4kg / 11.80 lbs
Warranty	5-year Standard Warranty	

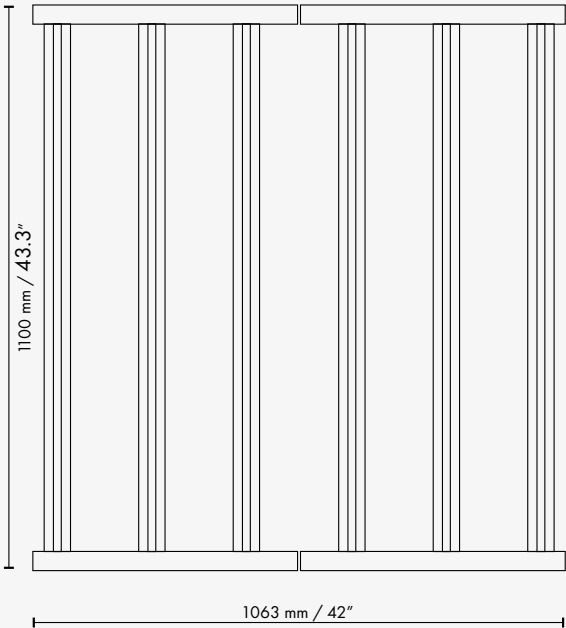
### SPECTRUM DISTRIBUTION



XPLORE SERIES **730W 9X 2.7 LED**



XPLORE SERIES **730W 2.7 LED**



MADE BY



**THE FUTURE OF GROWING  
JUST GOT BRIGHTER.**



Designed & Engineered in Holland [www.dimlux.nl](http://www.dimlux.nl)

V 0606 2025

© 2025 All rights reserved. Dimlux is Part of

